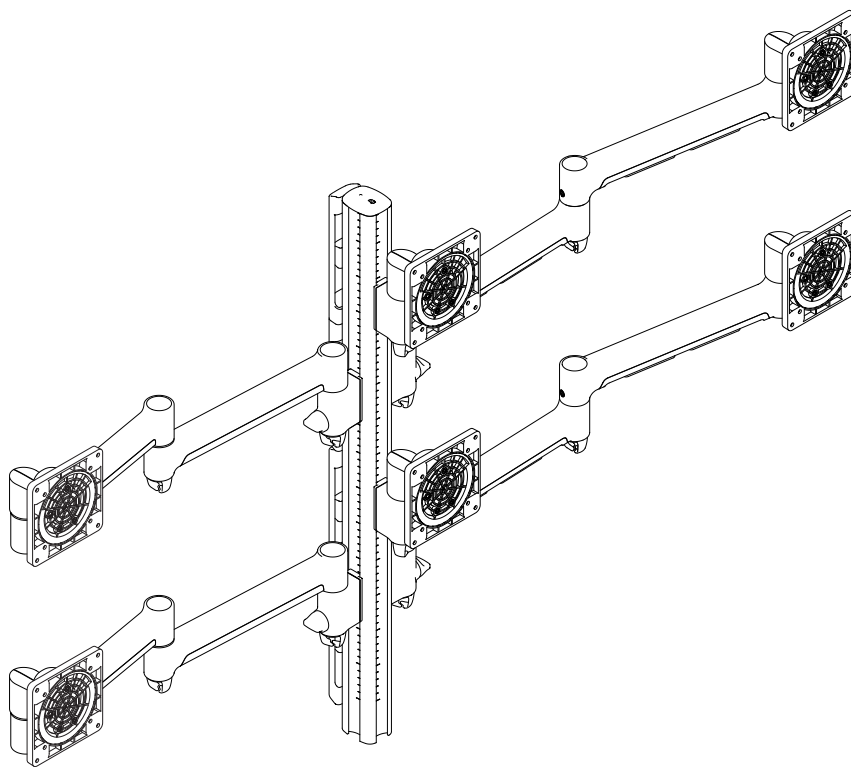


Hex Monitor Mount on 750 Post



FEATURES

- Hex display mounting solution to suit most displays up to 30". Larger monitors within the weight capacity may be compatible, refer to Display Size (page 2).
- Balanced tilt mechanism for dynamic viewing angle selection.
- Display quick connect mechanism.
- Integrated 180° rotation limiter to prevent interference with walls and workstation dividers.
- Adjustable portrait-to-landscape rotation tension.
- Generous cable management guides cables discreetly down the arm to the work surface.

Display weight*

A71

Flat display

0-9kg (0 - 20lb)

Curved display

0-9kg (0 - 20lb)

A13

Flat display

0-12kg (0 - 26.5lb)

Curved display

0-10kg (0 - 22lb)

Display depth

Up to 140mm (5.5")

Tilt adjustment

+40° / -15°

Rotation adjustment

+/-95°

Vertical adjustment

668mm (26.3")

VESA mounting

75x75 100x100

Primary materials

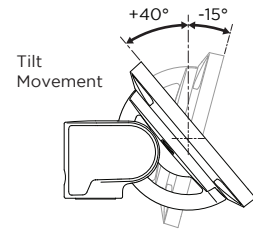
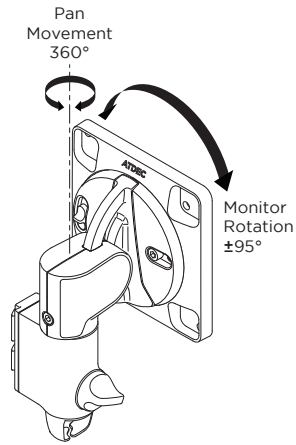
Aluminium, Steel,
Engineering Polymers

* Deep devices (such as all-in-one PCs) and offset VESA locations exert additional leverage that can exceed the capacity of the mount even though the monitor weight may be within the stated range. Please contact Atdec if you would like further information.

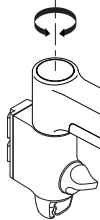
WARRANTY

10 years limited

MOVEMENT SWING ARMS



Joint Movement
MAX 360°/180°



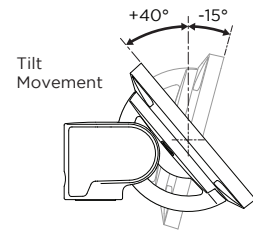
Joint Movement
360°



Pan Movement
360°

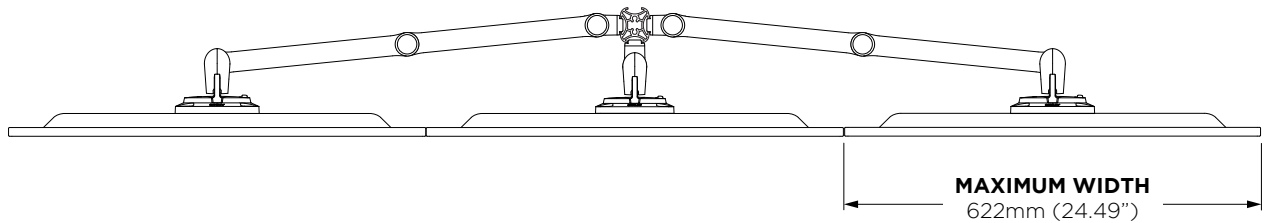


Monitor Rotation
 $\pm 95^\circ$

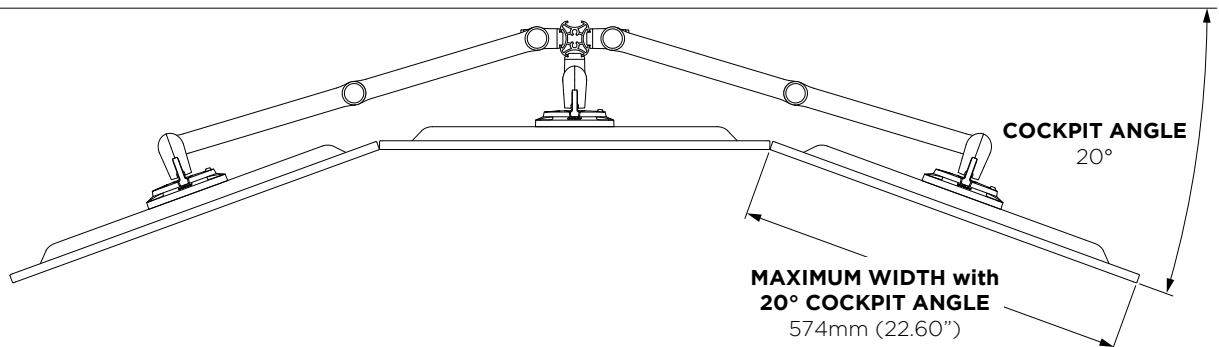


MOVEMENT DISPLAY SIZE AND POSITION

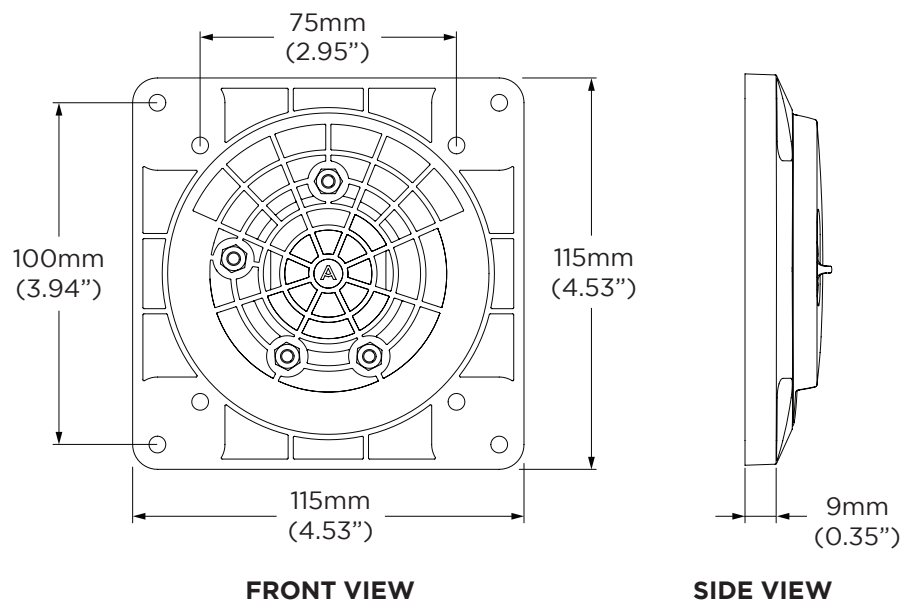
REAR OF MOUNTING SURFACE



REAR OF MOUNTING SURFACE

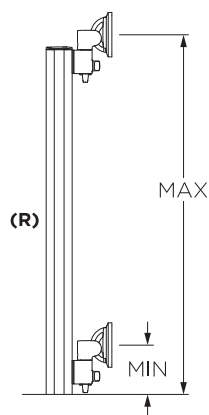


DIMENSIONS VESA HEAD



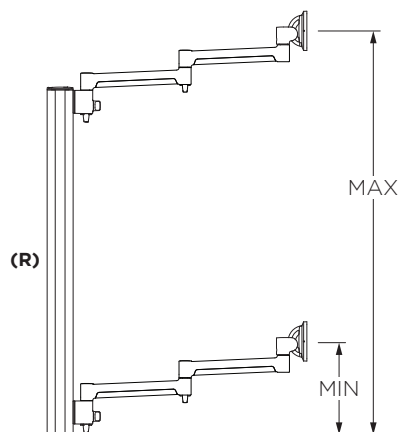
DIMENSIONS SWING ARMS ON 750 POST

130 Arm AWM-A13T on Post



HEIGHT ON 750 POST *C CLAMP INCREASES MINIMUM HEIGHT ON POST BY 26MM (1")	MIN	MAX	RANGE (R)
	122mm* (4.80")	790mm* (31.10")	668mm* (26.3")

710 Arm AWM-A71T on Post

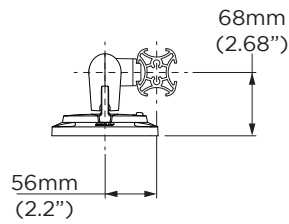


HEIGHT ON 750 POST *C CLAMP INCREASES MINIMUM HEIGHT ON POST BY 26MM (1")	MIN	MAX	RANGE (R)
	245mm* (9.65")	913mm* (35.94")	668mm* (26.3")

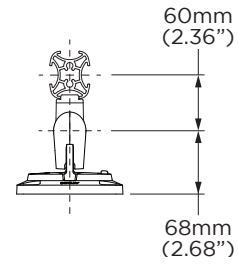
DIMENSIONS SWING ARMS ON POST

130 Arm AWM-A13T

Post Side Attachment

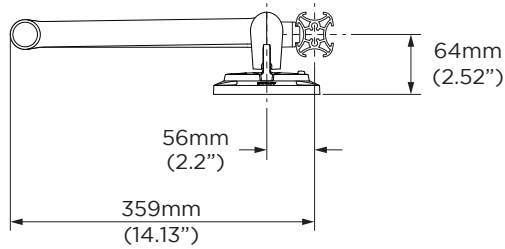


Post Front Attachment



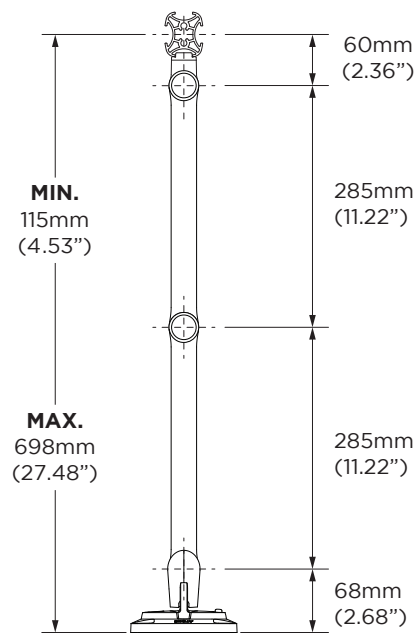
710 Arm AWM-A71T

Post Side Attachment

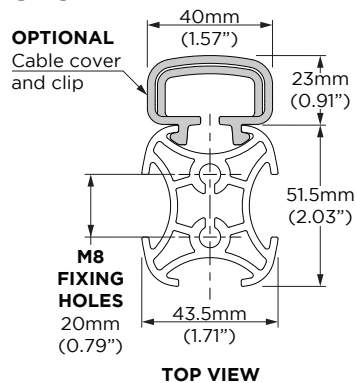


NOTE: Shown at minimum extension

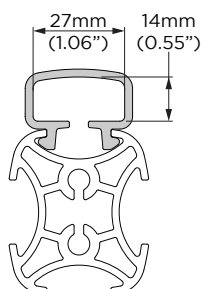
Post Front Attachment



DIMENSIONS POSTS

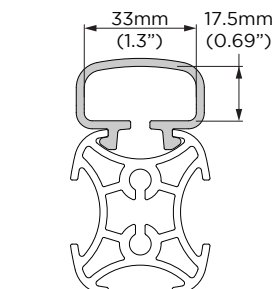
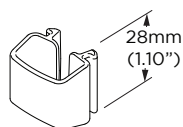


TOP VIEW



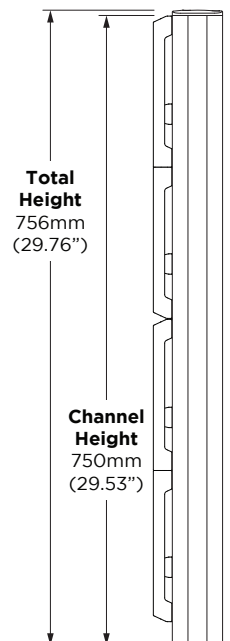
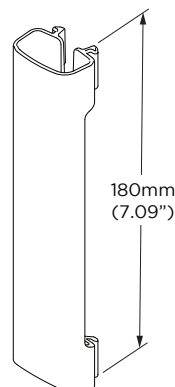
CABLE CLIP - TOP VIEW

NOTE Fits approximately six 7mm ($\frac{17}{64}$ ") cables



CABLE COVER - TOP VIEW

NOTE Fits approximately ten 7mm ($\frac{17}{64}$ ") cables



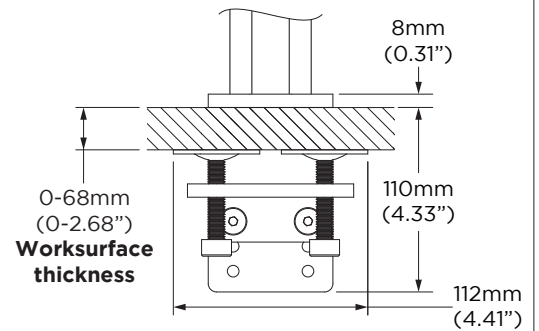
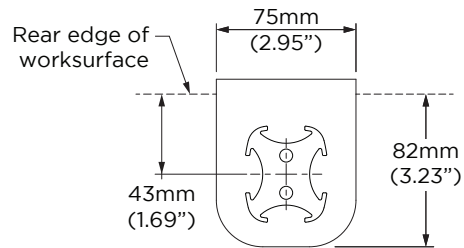
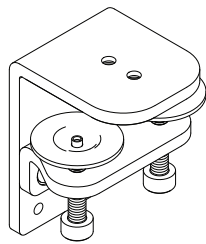
Compatible Fixings
C Clamp AWM-FC
HD F Clamp AWM-FH
Grommet Clamp AC-GC

DESK FIXING OPTIONS

Below are the fixing options available for this solution. For more information and detailed specifications for these products please see the separate Technical Specifications available on the Atdec website.

NOTE: Chosen desk fixing must be added to this solution code when ordering.

HEAVY DUTY F CLAMP AWM-FH



GROMMET CLAMP AC-GC

