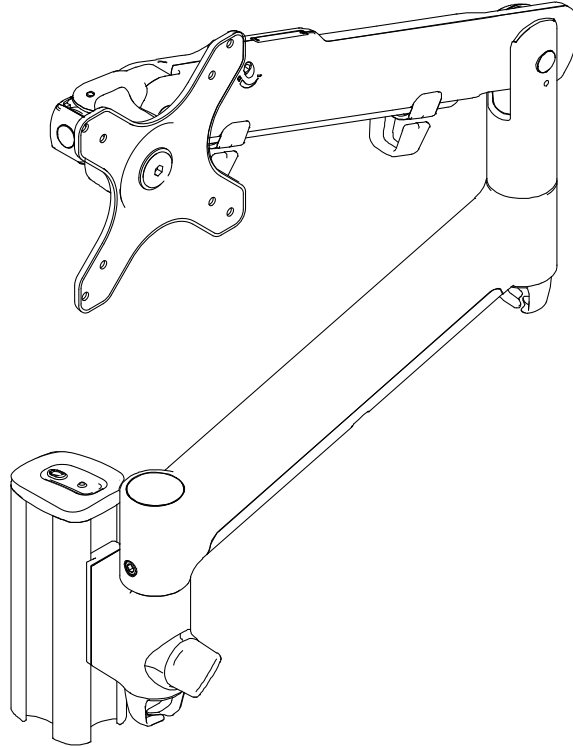


Dynamic Monitor Arm on 135 Post



FEATURES

- Adjustable counterbalance to suit a wide range of monitors.
- Tension gauge to make installation of multiple arms faster.
- Integrated 180° rotation limiter to prevent interference with desk mounted panels and dividers.
- Generous cable management guides cables discreetly down the arm to the work surface.

Monitor weight range

Flat monitor 0-9kg (0 - 20lb)*

Curved monitor 0-6kg (0 - 13.5lb)*

Horizontal Adjustment 618mm (24.33")

Vertical Adjustment 368mm (14.49")

Tilt angle +45 /- 25°

Monitor rotation 360°

VESA mounting 75x75 | 100x100

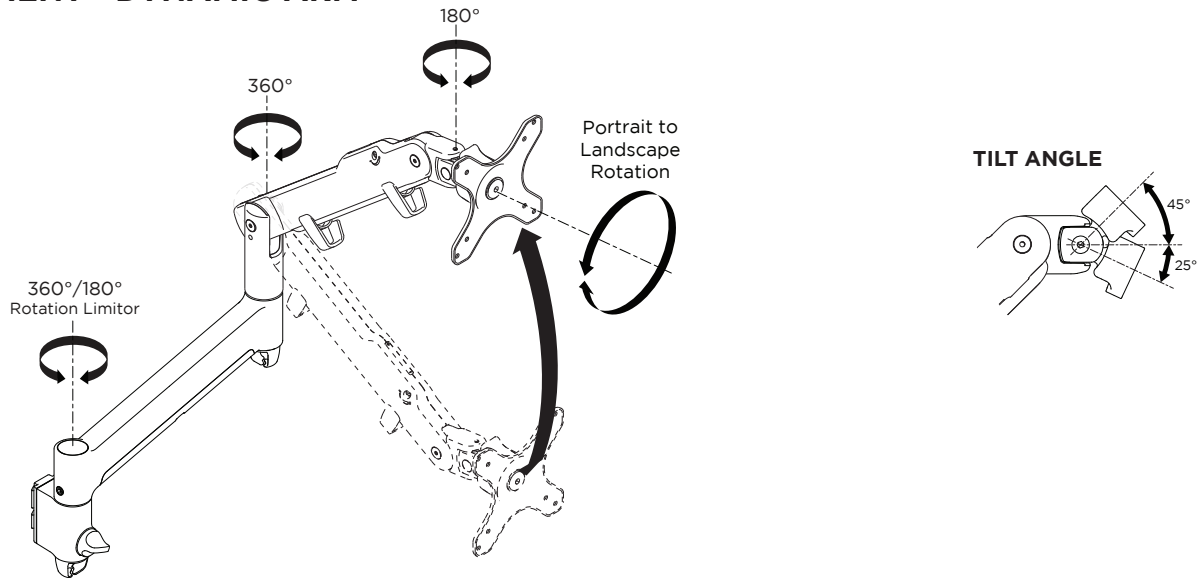
*Monitor weight should be within the weight range of all modular elements that make up the complete monitor mounting solution.

*Curved monitors, deep devices (such as all-in-one PCs) and offset VESA locations exert additional leverage that can exceed the capacity of the mount even though the monitor weight may be within the stated range. Please contact Atdec if you would like further information.

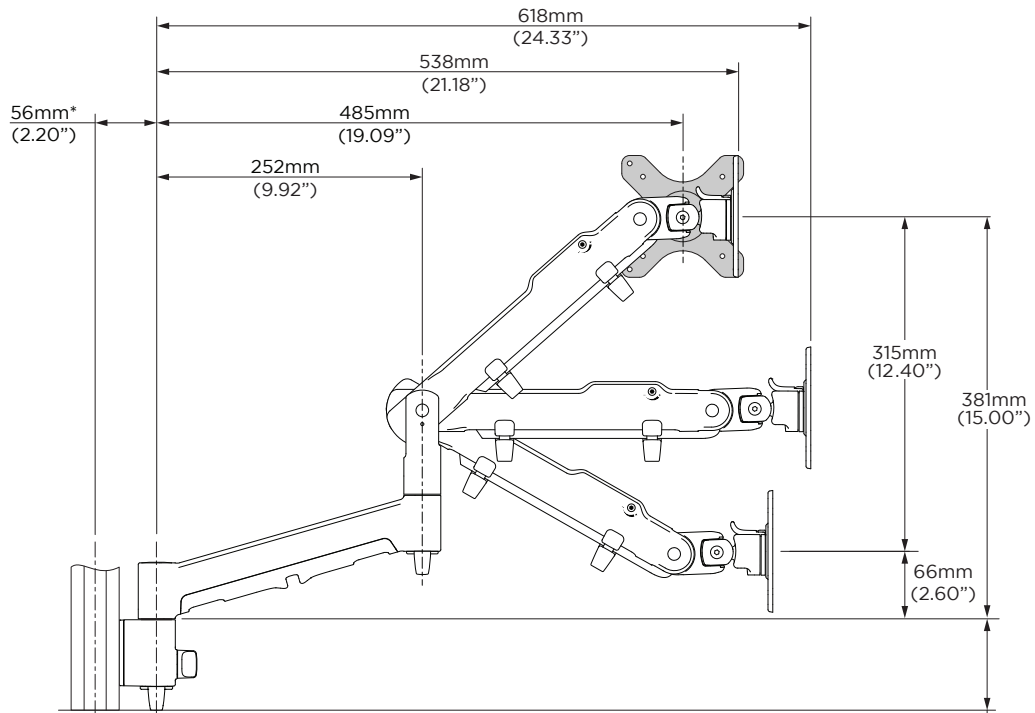
WARRANTY

10 years limited

MOVEMENT - DYNAMIC ARM



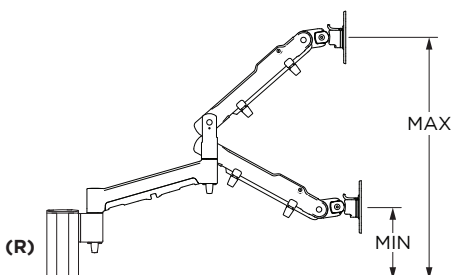
DIMENSIONS - DYNAMIC ARM ON POST



*Arm channel clamp shown mounted on side of post.

HEIGHT ON 135 POST	MIN	MAX
C Clamp increases minimum height on post by 26mm (1")	82mm (3.23")	135mm (5.31")

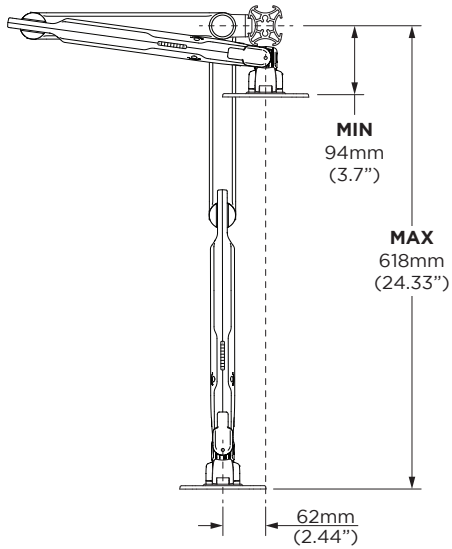
DIMENSIONS - DYNAMIC ARM ON 135 POST



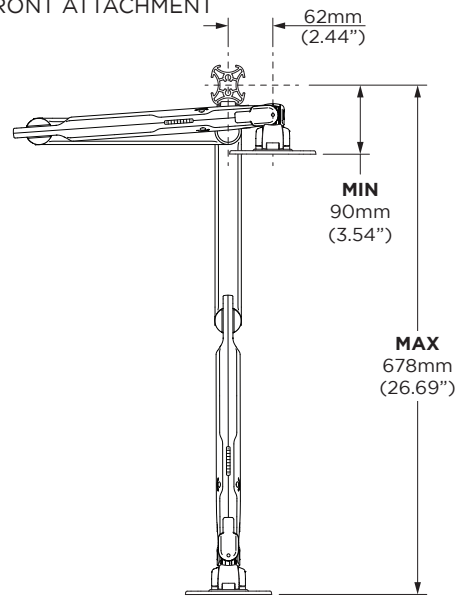
HEIGHT ON 135 POST	MIN	MAX	RANGE (R)
C CLAMP INCREASES MINIMUM HEIGHT ON POST BY 26MM (1")	132mm (5.20")	500mm* (19.68")	368mm* (14.49")

DIMENSIONS - DYNAMIC ARM ON POST

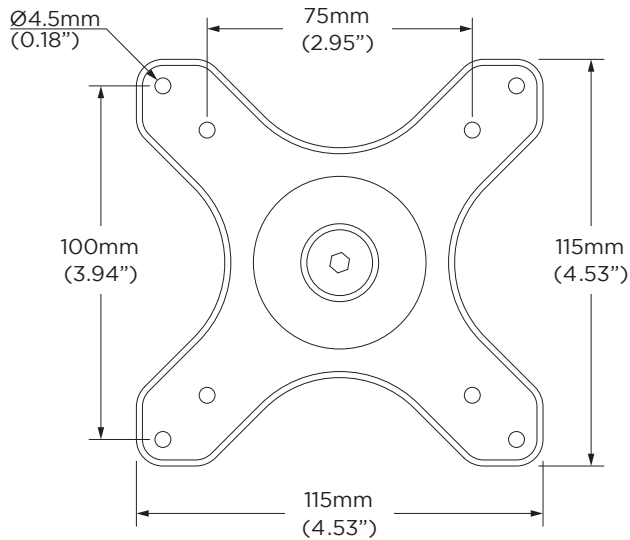
POST SIDE ATTACHMENT



POST FRONT ATTACHMENT



DIMENSIONS - VESA HEAD



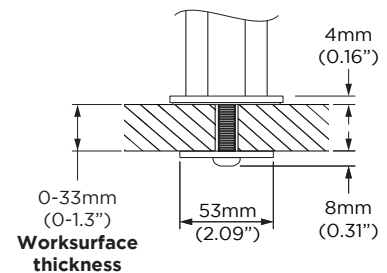
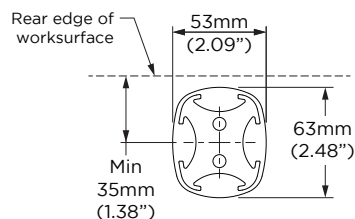
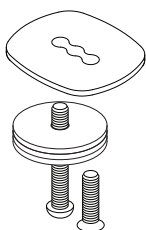
FRONT VIEW

SIDE VIEW

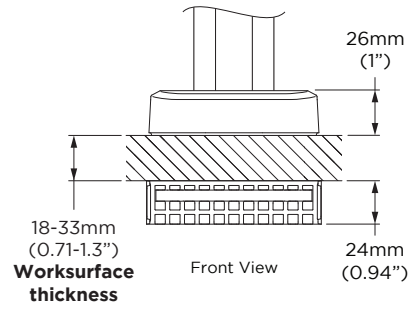
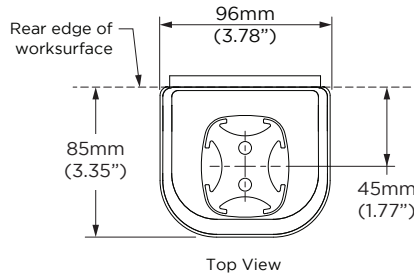
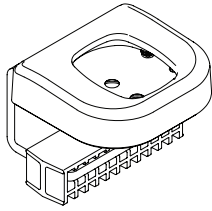
DESK FIXING OPTIONS

Below are the fixing options available for this solution. For more information and detailed specifications for these products please see the separate Technical Specifications available on the Atdec website.
Note: Chosen desk fixing must be added to this solution code when ordering.

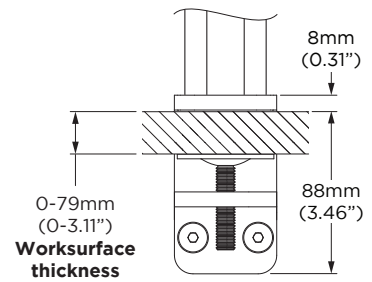
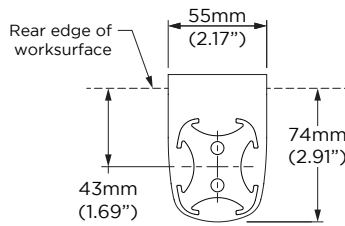
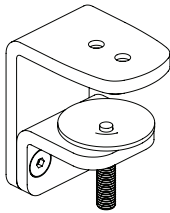
BOLT THROUGH AWM-FB



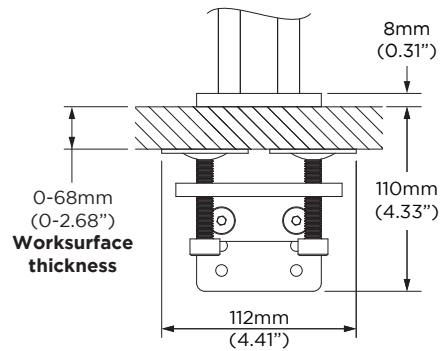
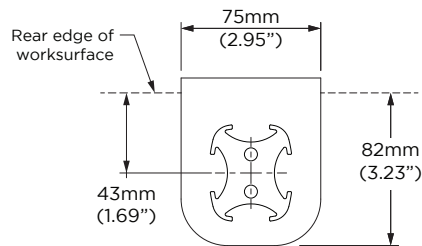
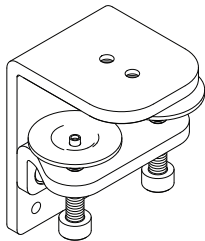
C CLAMP AWM-FC



F CLAMP AWM-FF



HEAVY DUTY F CLAMP AWM-FH



GROMMET CLAMP AC-GC

